



Location: CMA5b - Pedestrian Plaza

Report on 24-hour TSP monitoring for EP-376/2009

Action Level - 209.9 µg/m³

Limit Level - 260 µg/m³

Date	Sampling Time	Weather Condition	Filter paper no.	Filter Weight, g		Elapse Time, hr		Sampling Time, hr	Flow Rate, m ³ /min			Total Volume, m ³	TSP Level, µg/m ³
				Initial	Final	Initial	Final		Initial, Q _{si}	Final, Q _{sf}	Average		
1-Sep-15	8:00	Cloudy	013105	2.8033	2.9160	5332.87	5356.87	24.00	1.06	1.06	1.06	1523	74.0
7-Sep-15	8:00	Cloudy	013143	2.8447	2.9484	5359.87	5383.87	24.00	1.03	1.03	1.03	1480	70.1
12-Sep-15	8:00	Cloudy	013127	2.8267	3.0071	5386.87	5410.87	24.00	1.03	1.03	1.03	1483	121.6
18-Sep-15	8:00	Fine	013247	2.8286	3.0121	5413.87	5437.87	24.00	1.03	1.03	1.03	1483	123.8
24-Sep-15	8:00	Fine	013253	2.8129	2.9290	5440.87	5464.87	24.00	1.08	1.02	1.05	1513	76.7

Report on 1-hour TSP monitoring for EP-376/2009

Action Level - 339.7 µg/m³

Limit Level - 500 µg/m³

Date	Sampling Time	Weather Condition	Filter paper no.	Filter Weight, g		Elapse Time, hr		Sampling Time, hr	Flow Rate, m ³ /min			Total Volume, m ³	TSP Level, µg/m ³
				Initial	Final	Initial	Final		Initial, Q _{si}	Final, Q _{sf}	Average		
2-Sep-15	9:14	Cloudy	013161	2.8035	2.8131	5356.87	5357.87	1.00	0.98	0.98	0.98	59	163.4
2-Sep-15	10:16	Cloudy	013154	2.8038	2.8088	5357.87	5358.87	1.00	0.98	0.98	0.98	59	85.1
2-Sep-15	13:00	Cloudy	013150	2.8250	2.8342	5358.87	5359.87	1.00	1.03	1.03	1.03	62	148.5
8-Sep-15	13:00	Cloudy	013096	2.8073	2.8161	5383.87	5384.87	1.00	0.98	0.98	0.98	59	150.4
8-Sep-15	14:03	Cloudy	013093	2.8123	2.8223	5384.87	5385.87	1.00	0.98	0.98	0.98	59	170.9
8-Sep-15	15:06	Cloudy	013090	2.8152	2.8253	5385.87	5386.87	1.00	0.98	0.98	0.98	59	172.6
14-Sep-15	8:42	Fine	013264	2.8078	2.8152	5410.87	5411.87	1.00	1.03	1.03	1.03	62	119.8
14-Sep-15	9:56	Fine	013259	2.8345	2.8440	5411.87	5412.87	1.00	0.98	0.98	0.98	59	162.1
14-Sep-15	11:00	Fine	013252	2.8383	2.8474	5412.87	5413.87	1.00	0.98	0.98	0.98	59	155.3
19-Sep-15	8:31	Fine	013313	2.8507	2.8678	5437.87	5438.87	1.00	0.98	0.98	0.98	59	291.8
19-Sep-15	9:35	Fine	013295	2.8563	2.8735	5438.87	5439.87	1.00	0.98	0.98	0.98	59	293.5
19-Sep-15	11:00	Fine	013252	2.8586	2.8665	5439.87	5440.87	1.00	1.08	1.08	1.08	65	121.6
25-Sep-15	10:42	Fine	013330	2.8080	2.8196	5464.87	5465.87	1.00	1.02	1.02	1.02	61	189.0
25-Sep-15	14:20	Fine	013425	2.8667	2.8767	5465.87	5466.87	1.00	1.02	1.02	1.02	61	163.0
25-Sep-15	15:24	Fine	013428	2.8545	2.8610	5466.87	5467.87	1.00	0.97	0.97	0.97	58	111.7



Location: CMA6a - WDII PRE Office

Report on 24-hour TSP monitoring for EP-376/2009

Action Level - 207.1 µg/m³

Limit Level - 260 µg/m³

Date	Sampling Time	Weather Condition	Filter paper no.	Filter Weight, g		Elapse Time, hr		Sampling Time, hr	Flow Rate, m ³ /min			Total Volume, m ³	TSP Level, µg/m ³
				Initial	Final	Initial	Final		Initial, Q _{si}	Final, Q _{sf}	Average		
1-Sep-15	8:00	Cloudy	012993	2.8021	2.9600	20404.66	20428.66	24.00	1.22	1.22	1.22	1754	90.0
7-Sep-15	8:00	Cloudy	013275	2.8571	2.9894	20431.65	20455.65	24.00	1.21	1.21	1.21	1749	75.7
12-Sep-15	8:00	Cloudy	013254	2.8254	3.0087	20458.65	20482.65	24.00	1.22	1.22	1.22	1753	104.6
18-Sep-15	8:00	Fine	013241	2.8493	3.0288	20485.65	20509.65	24.00	1.22	1.22	1.22	1752	102.4
24-Sep-15	8:00	Fine	013335	2.8141	2.9303	20512.65	20536.65	24.00	1.21	1.21	1.21	1743	66.7

Report on 1-hour TSP monitoring for EP-376/2009

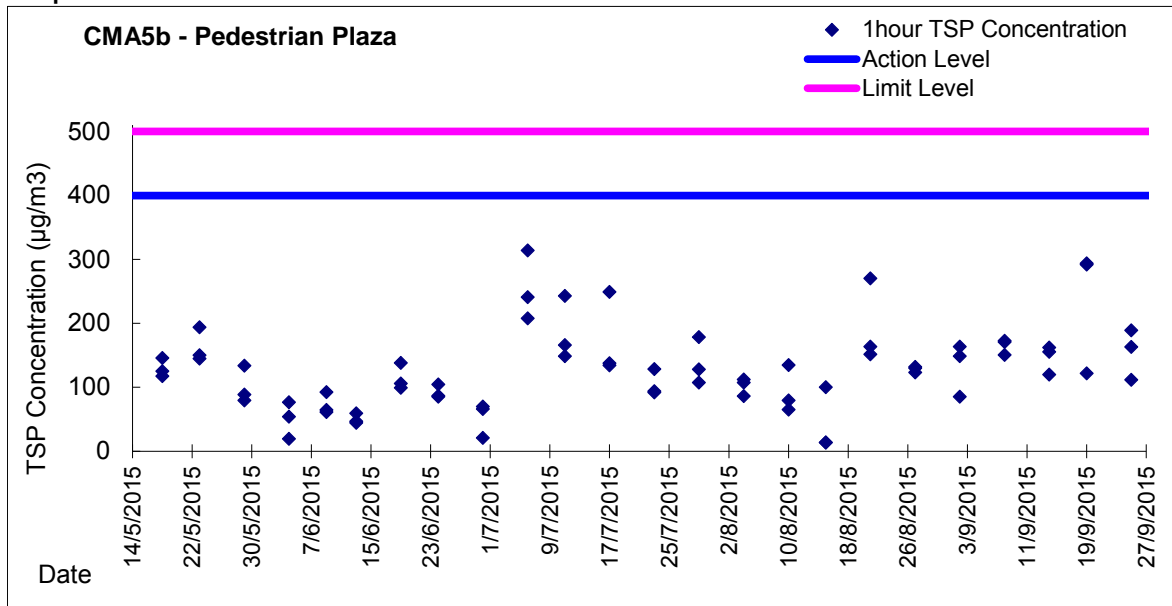
Action Level - 333 µg/m³

Limit Level - 500 µg/m³

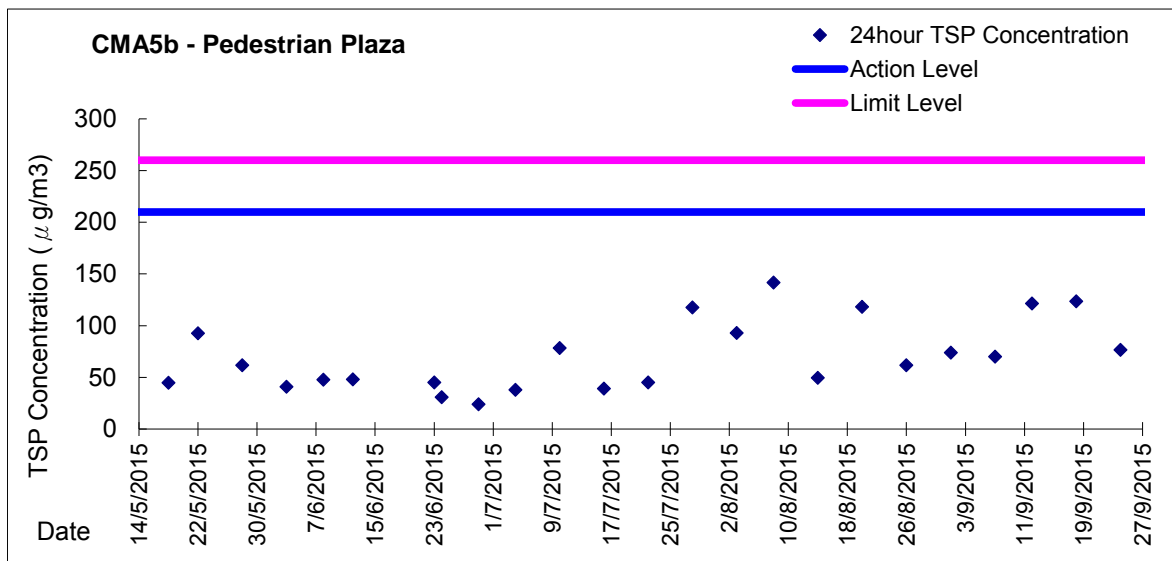
Date	Sampling Time	Weather Condition	Filter paper no.	Filter Weight, g		Elapse Time, hr		Sampling Time, hr	Flow Rate, m ³ /min			Total Volume, m ³	TSP Level, µg/m ³
				Initial	Final	Initial	Final		Initial, Q _{si}	Final, Q _{sf}	Average		
2-Sep-15	9:00	Cloudy	013163	2.8029	2.8124	20428.68	20429.68	1.00	1.22	1.22	1.22	73	129.8
2-Sep-15	10:04	Cloudy	013158	2.8151	2.8244	20429.68	20430.68	1.00	1.22	1.22	1.22	73	127.0
2-Sep-15	13:00	Cloudy	013108	2.8073	2.8170	20430.68	20431.68	1.00	1.22	1.22	1.22	73	132.5
8-Sep-15	13:00	Cloudy	013095	2.8047	2.8163	20455.66	20456.66	1.00	1.21	1.21	1.21	73	159.1
8-Sep-15	14:10	Cloudy	013091	2.7986	2.8105	20456.66	20457.66	1.00	1.21	1.21	1.21	73	163.2
8-Sep-15	15:25	Cloudy	013166	2.8279	2.8381	20457.66	20458.66	1.00	1.21	1.21	1.21	73	139.9
14-Sep-15	8:33	Fine	013126	2.8137	2.8235	20482.65	20483.65	1.00	1.22	1.22	1.22	73	134.2
14-Sep-15	9:39	Fine	013124	2.8135	2.8242	20483.65	20484.65	1.00	1.22	1.22	1.22	73	146.6
14-Sep-15	11:00	Fine	013122	2.8020	2.8137	20484.65	20485.65	1.00	1.22	1.22	1.22	73	160.3
19-Sep-15	8:20	Fine	013284	2.8779	2.8901	20509.65	20510.65	1.00	1.22	1.22	1.22	73	167.1
19-Sep-15	9:53	Fine	013293	2.8495	2.8618	20510.65	20511.65	1.00	1.22	1.22	1.22	73	168.5
19-Sep-15	10:57	Fine	013326	2.8028	2.8164	20511.65	20512.65	1.00	1.22	1.22	1.22	73	186.3
25-Sep-15	8:33	Fine	013324	2.8005	2.8109	20536.65	20537.65	1.00	1.21	1.21	1.21	73	143.4
25-Sep-15	14:00	Fine	013423	2.8447	2.8524	20537.65	20538.65	1.00	1.21	1.21	1.21	73	106.2
25-Sep-15	15:10	Fine	013416	2.8701	2.8766	20538.65	20539.65	1.00	1.21	1.21	1.21	73	89.6



Graphic Presentation of 1 hour TSP Result for EP-376/2009

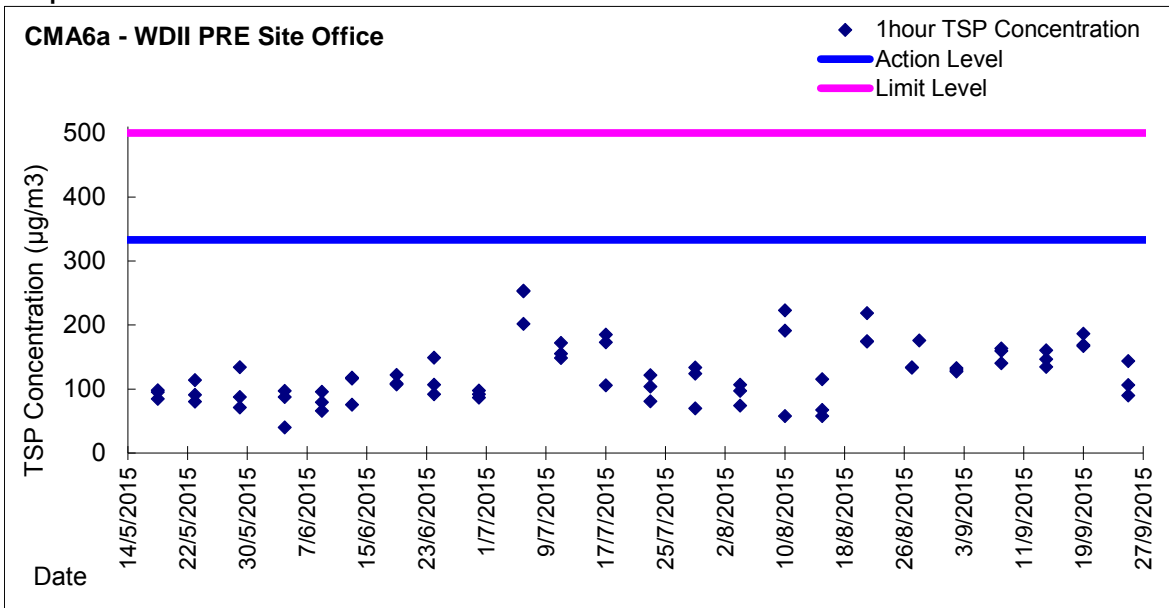


Graphic Presentation of 24 hour TSP Result for EP-376/2009





Graphic Presentation of 1 hour TSP Result for EP-376/2009



Graphic Presentation of 24 hour TSP Result for EP-376/2009

